

# Repeat Teen Births

Kristin Moore, Ph.D.  
Jennifer Manlove, Ph.D.  
Lauren Connon, B.A.

Child Trends, Inc.

**Of all births to teens, more than 1 in 5 are repeat births.**

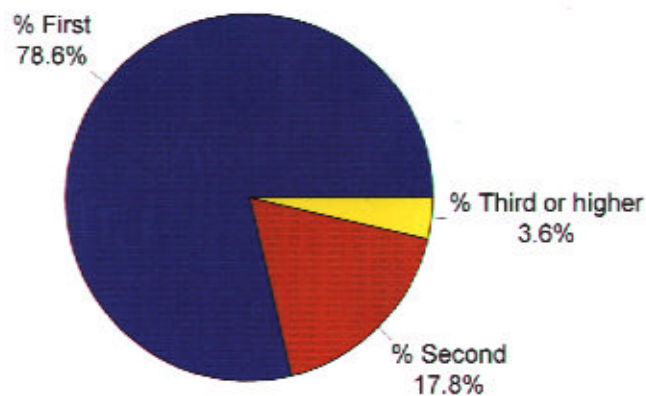


Fig. 1: For mothers under age 20, 1996

	<b>394,925</b>	<b>first births</b>
<b>+</b>	<b>107,793</b>	<b>second or &gt; births</b>
	<b>(2,795)</b>	<b>birth order not stated</b>
<hr/>		
	<b>505,513</b>	<b>Total</b>

Fig. 2: For females under age 20, 1996

## Older teens are more likely to have repeat births.

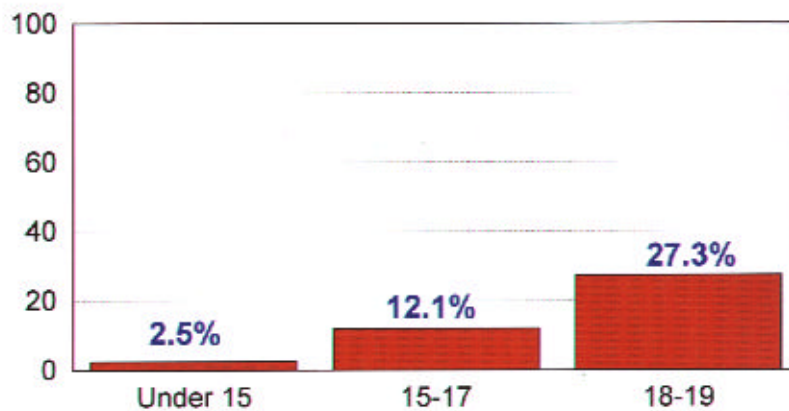


Fig. 3: Data for 1995

## Teen Birth Rates by Live-Birth Order

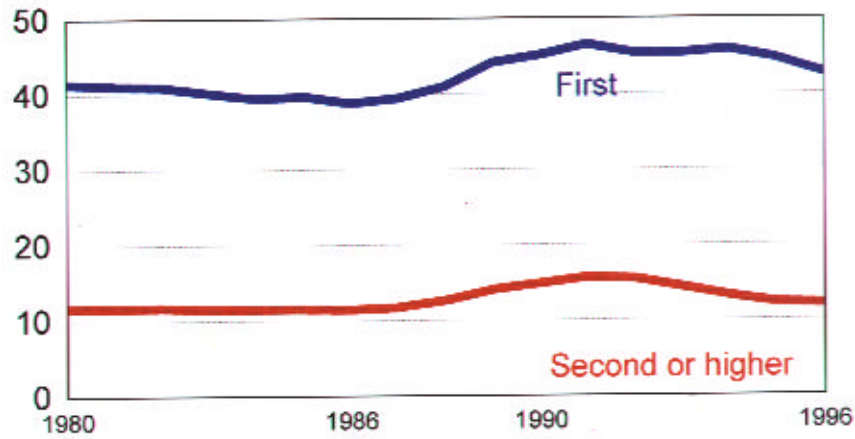


Fig. 4: Births per 1000 females aged 15-19

**Among teen mothers, repeat births are frequent in all race/ethnicity groups.**

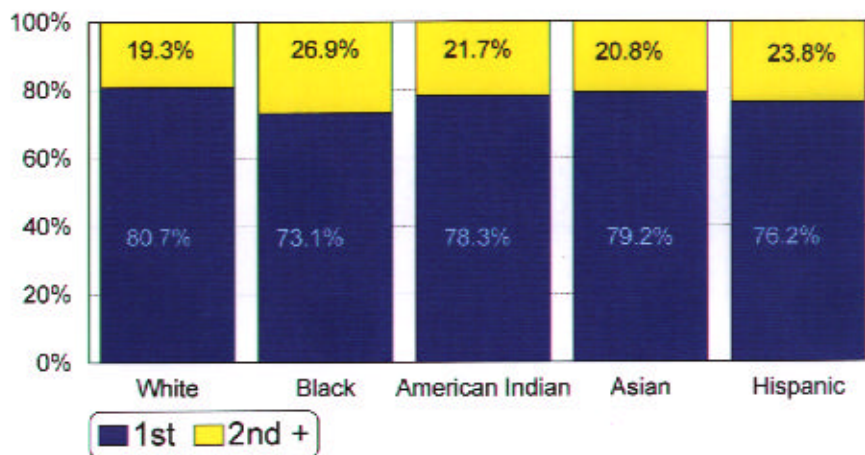


Fig. 5: For mothers under age 20, 1996

23.3% of first births and 30.4% of second births are to married teens.

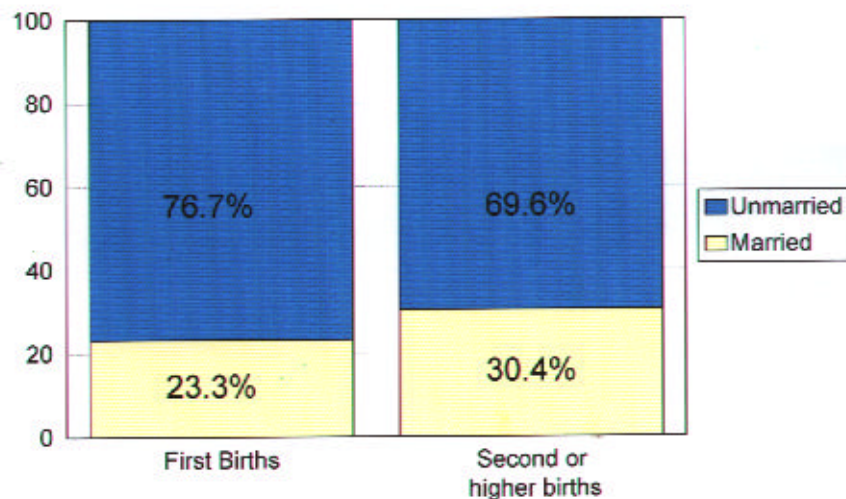


Fig. 6: For females aged 15-19, 1995

## Teen mothers are less likely to have a repeat birth if they:

- were enrolled in a "gifted" class prior to the first birth;
- did not drop out either prior to or after the first birth;
- lived with their parents, or on their own with the child, after the birth of their first child; or
- received a high school diploma or GED.

Fig. 7: Manlove, J., et. al. (1998).  
"Postponing second teen births...". Child Trends, Inc.